



# "THE PLAINS EXPRESS"

SHARING ❖ LEARNING ❖ CARING

Term 1 Week 9 - Wednesday 27th March 2019



Education  
Public Schools

## *From the Principal's desk*

### Personalised Learning Plans

Personalised learning recognises the individual strengths, needs and goals of students. In developing a Personalised Learning Plan (PLP), specific and achievable learning goals, targeted to your child's individual needs, are identified. These are developed in consultation with students, teachers and parents. Clear strategies are put in place to support students in achieving their agreed goals.

Students at Kelly's Plains are currently identifying their learning goals. We would like the opportunity to meet with parents and discuss your child's PLP and how we can work together to ensure your child's success. Please come and see us to organise a time to discuss your child's PLP.

### Anzac Day Commemoration

Thank you to our parents who joined us last Friday to assist our students in making our Flander's Poppies.



Students will be visiting Ken Thompson Lodge on Thursday 11<sup>th</sup> April and presenting the residents with their poppy badges, the remainder will be sold at the Dangarsleigh Anzac Day commemorative service.

Mr Peter Elliott has also kindly offered to take a small posy and card on behalf of Kelly's Plains Public School with him on his trip to France and present it at the Villers-Bretonneux Anzac Day Service. Thank you to Mr Elliott for this thoughtful opportunity for Kelly's Plains School and to Stella Single for organising the posy.

### Small Schools Cross Country

Our students have been making leaps and bounds in their preparations for the Small Schools Cross Country which will be held at Bellevue Rugby Field, UNE on Friday 5<sup>th</sup> April. I would like to take this opportunity to wish all our students good luck. Run with your heads held high and do your best.

### Stewart House

Students have been provided envelopes for families to donate to Stewart House. Donations of \$2:00 or more will be eligible to go into the draw for a chance to win a \$4000 family holiday to the destination of your choice. Envelopes need to be returned to the school by Friday 24<sup>th</sup> May to go into the draw.

**Lynda Hopwood**



### **DATES TO REMEMBER:**


Friday 29<sup>th</sup> March  
Friday 5<sup>th</sup> April  
Tuesday 9<sup>th</sup> April  
Thursday 11<sup>th</sup> April  
14<sup>th</sup> to 17<sup>th</sup> May

ASSEMBLY and LUNCH  
Small Schools Cross County  
Life Education  
Ken Thompson Lodge  
NAPLAN – Years 3 and 5



## Around the Classrooms



In Lower Division we enjoyed our Possum Magic unit of work and finished it off by creating pavlovas. We have been having a lot of fun in Maths using our fractions knowledge to measure, cook and cut pancakes. We will also make tin phones in Science. If you have any spare tins please drop them in.



Upper Division have read *Sadako and the Thousand Paper Cranes*. We demonstrated great persistence in making our own origami paper cranes which are now flying in our classroom. We have also read *Cloudy with Meatballs* and are now looking forward to watching the movie.

Writing together. This week K-5 have started our Writing Groups. We are learning to make our writing more engaging.

Our STEM project is designing and building bridges. We sketched our bridge designs and learnt about cooperation and working with limited resources to get the best outcome. Next week we will look at different designs and improve our designs.





## Recipe for a Perfect World

### Ingredients

- 1 world
- 4 million cups of water
- 10 million cups of love & kindness
- About 7 billion people and animals
- 10000 trees & plants

### Steps

1. Whisk the world for 10 minutes.
2. Slowly pour the water onto the world so that nothing dies.
3. Boil the love and kindness so that we can learn to respect each other, then add the love and kindness on to the world.
4. Boil the people to get rid of germs so that we do not catch a cold.
5. Pour the animals onto the world.
6. Add the trees & plants so that we get food and pollen.
7. Add the happy people for a perfect world.



By Isabella Forrest

## My Perfect World

### Ingredients

- 1 world
- About 9 billion people
- Carbon dioxide and trees
- 6 billion animals
- 9 billion pounds of love and honesty
- Talking tom 1 and the gang
- One ton of friendship
- One Mrs Hopwood
- Thousands of families
- Cars and electricity
- 9 billion tons of water
- Scooters and skate parks

### Method

- Mix in 1 world with 9 billion people.
- Combine it with oxygen and trees; boil it all with 6 billion animals.
- Then add one thousand families and love and honesty. Gather in scooters and skate parks.
- Add Talking Tom and the gang
- Whisk one ton of friendship with the Zoo and 1 Mrs Hopwood
- Make sure you add Miss Tina and Miss Rich
- Add Steve Backshall and cars and electricity and 9 million tons of water.

By Manoa Wiegmann



## Recipe for a Perfect World

### Ingredients

No pollution  
Electricity  
No killing  
No beer  
Water  
Trees  
Fruit  
Air  
Shelter  
Bees  
People

### Steps

The people need water and food.

Add the bees to make the honey, take the pollen to the hive to make honey.

Spread the electricity around the world so people have power.

Build strong houses for the people to live in.

These are the things we need to keep us alive.

By Thomas



## Recipe for a Perfect World

### Ingredients:

1. 9 thousand buckets of love and kindness.
2. 1 hundred beautiful flora and animals.
3. 1 world of nice grass.
4. 1500 buckets of happy people.
5. 1800 buckets of water.
6. Lots of homes for animals and people.

### Steps:

1. Pour the 1 world into a humongous bucket and add the people.
2. Gather the 1 hundred beautiful flora and the animals then whisk.
3. Pour 1800 buckets of water into another bucket.
4. Add all the homes for the animals and people.
5. Pour the water into the homes for the animals and people.
6. Empty the two buckets and then pour them into a pan and put it into the oven for ten minutes.
7. Take it out of the oven and you are done.

By Hannah Riley



## Recipe for a Perfect World

### Ingredients

1. World
2. 3000 bowls of sand
3. 100 cups of people, 30 lifeguards and Steve Bachall
4. Million different types of animals
5. 32, 000 spoons of oxygen and carbondioxide
6. Quadrillion cups of love and kindness
7. 500 billion cups of food and water
8. 605 cups of computers and scooters
9. 600 grams of skate parks and gyms

### Method

1. Take the world put in big bowl and whisk.
2. Add sand and life guards and water to make the beaches
3. Add animals and Steve Backshall to the mix
4. Whisk the oxygen and carbondioxide to make air
5. Add shops and work for money and food
6. Plant seeds to make trees, grass and flowers mix honey to make bees.
7. Add computers, scooters, skate parks and gyms for fun
8. Add hospitals in case of broken bones
9. Pour over the love and kindness

By Kalani





